

From the Mayor's Desk

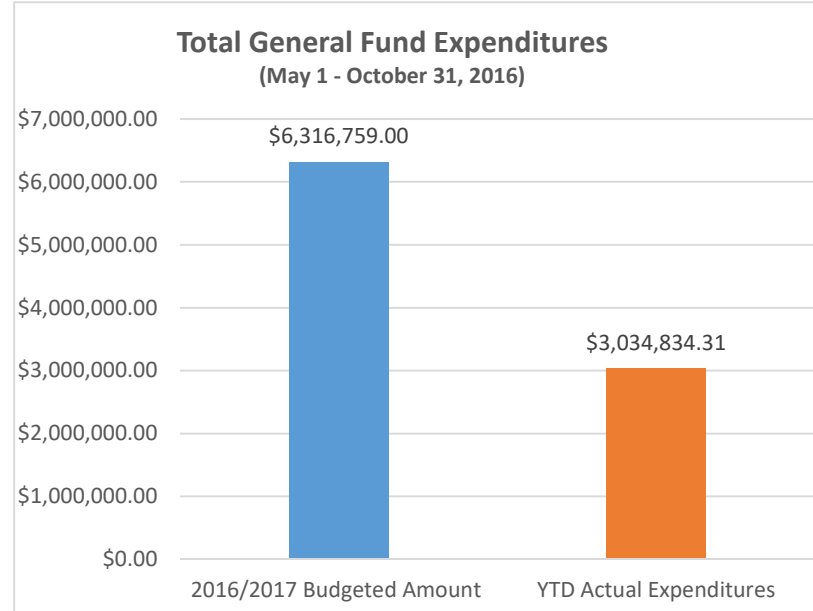
By: Mayor David A Hanks

As we approach the end of the year, first I would like to wish everyone a Happy and Safe Holiday Season.

On October 31st, Sauk Village approached six months into the 2016-2017 fiscal year budget. I would like to take this opportunity to provide the residents with a mid-year review summary. The mid-year budget review for 2016-2017 focuses on the village's four major funds: General Fund, Fire Fund, Water Fund and Sewer Fund.

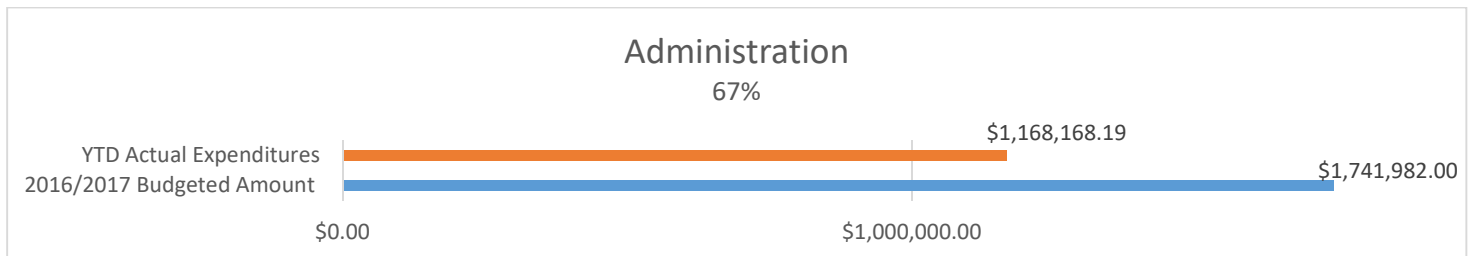
Below is a snapshot of how each fund and department is performing half-way through our 2016-2017 fiscal year.

General Fund - Operating expenditures through October 31st were \$3,034,834.31 which represents 48% of the annual budget of \$6,316,759.00. With 50% of the fiscal year elapsed at the end of October, this appears to be a positive result.



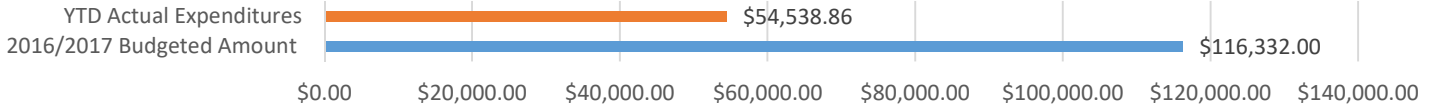
General Fund

Department	2016/2017 Budgeted Amount	YTD Actual Expenditures	% of Budget Spent - (May 1 - October 31, 2016)
Administration	\$1,741,982.00	\$1,168,168.19	67.06%
Elected Officials	\$116,332.00	\$54,538.86	46.88%
Public Grounds & Buildings	\$67,500.00	\$30,622.03	45.37%
Police Department	\$3,588,598.00	\$1,439,966.28	40.13%
Community Development	\$77,397.00	\$44,056.11	56.92%
Homeland Security (ESDA)	\$44,913.00	\$21,225.34	47.26%
Streets	\$75,461.00	\$4,967.10	6.58%
Parks & Recs	\$34,195.00	\$13,596.94	39.76%
Total General Fund Expenditures	\$6,316,759.00	\$3,034,834.31	48.04%



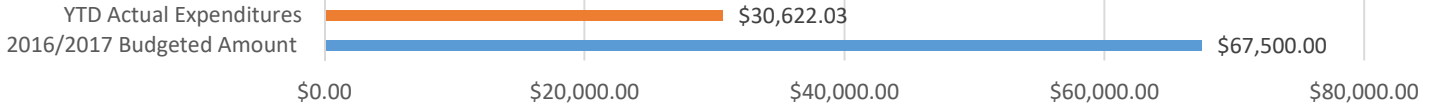
Elected Officials

47%



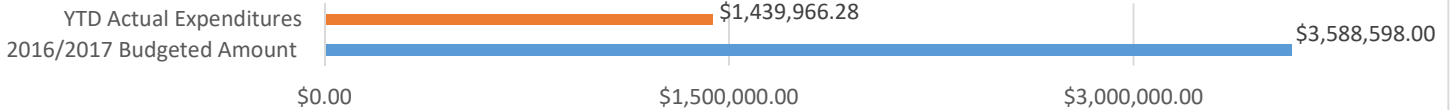
Public Grounds & Buildings

45%



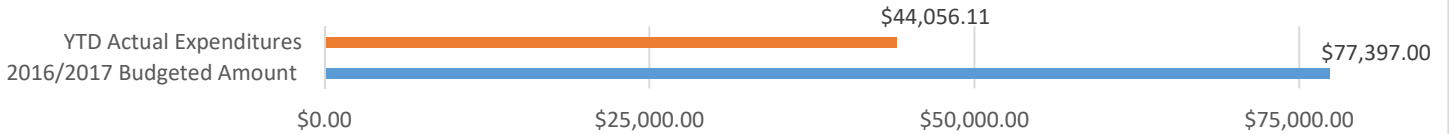
Police Department

40%



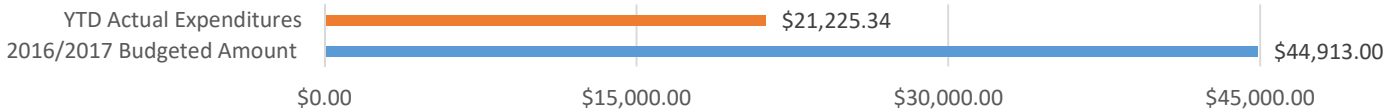
Community Development

57%




Homeland Security (ESDA)

47%



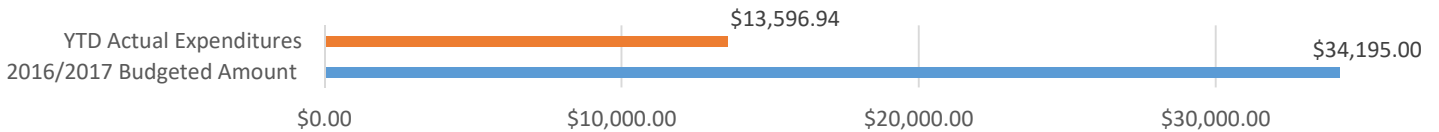
Streets

7%

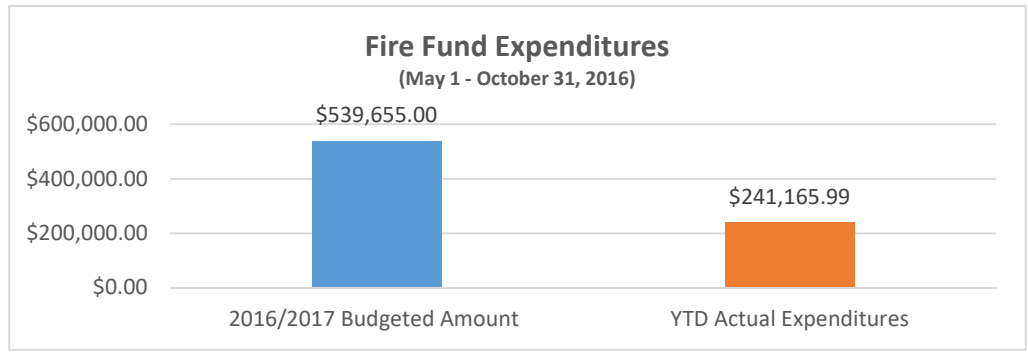


Parks & Recs

40%



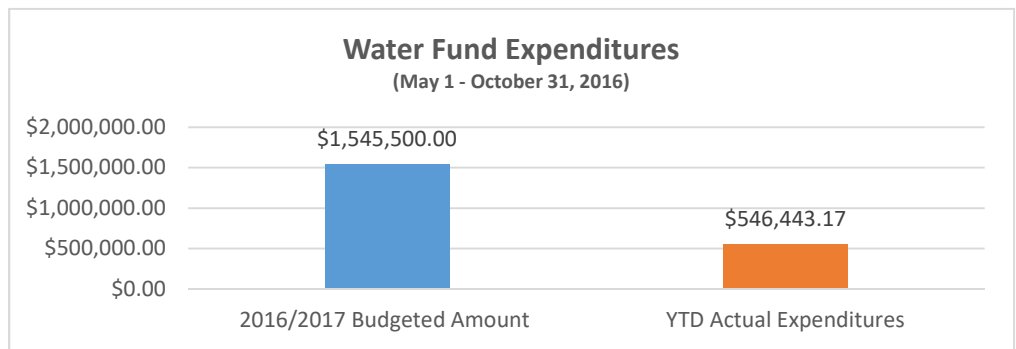
Fire Fund - Operating expenditures through October 31st were \$243,165.31 which represents 44% of the annual budget of \$539,655.00. With 50% of the fiscal year elapsed at the end of October, this appears to be a positive result.



Fire Fund

Department	2016/2017 Budgeted Amount	YTD Actual Expenditures	% of Budget
Fire Department	\$539,655.00	\$241,165.99	44.69%

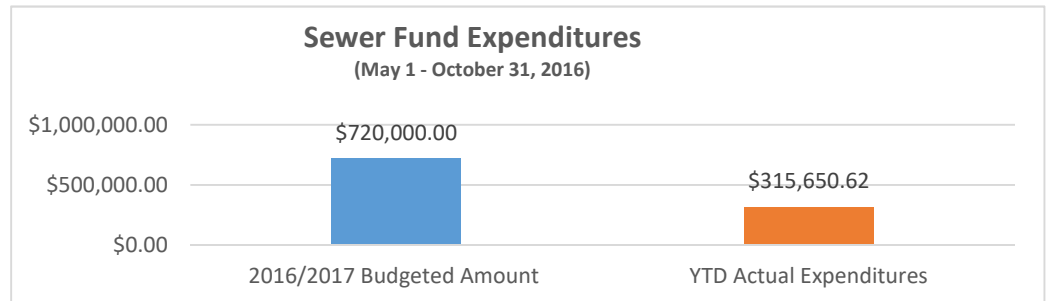
Water Fund - Operating expenditures through October 31st were \$546,443.17 which represents 35% of the annual budget of \$1,545,500.00. With 50% of the fiscal year elapsed at the end of October, this appears to be a positive result.



Water Fund

Department	2016/2017 Budgeted Amount	YTD Actual Expenditures	% of Budget
Water Department	\$1,545,500.00	\$546,443.17	35.36%

Sewer Fund - Operating expenditures through October 31st were \$315,659.62 which represents 44% of the annual budget of \$720,000.00. With 50% of the fiscal year elapsed at the end of October, this appears to be a positive result.



Sewer Fund

Department	2016/2017 Budgeted Amount	YTD Actual Expenditures	% of Budget
Sewer	\$720,000.00	\$315,650.62	43.84%

Bottom line- expenditures in departments from each fund are projected to be under budget at fiscal year-end, however, over budget in certain line items. As the administration reviews the actual expenditures from each

department and fund, there is still room for improvement and the following areas will continue to be monitored over the remaining six months:

- Overtime
- Vehicle Expense
- Contractual Expenditures
- Litigation

Mayor David A. Hanks